



# How to Remove Hard Water Stains from Glass Shower Door

The hard water stains can easily be removed...

Written By: Matthew Johnson



---

## INTRODUCTION

The hard water stains can easily be removed using common household items: white vinegar, a spray bottle, and a sponge.

---



### TOOLS:

- [Spray Bottle](#) (1)
  - [Distilled White Vinegar](#) (1)
  - [All-Purpose Sponge](#) (1)
-

## Step 1 — How to Remove Hard Water Stains from Glass Shower Door



- Fill the spray bottle with mixture of water and white vinegar (approx 50/50).

## Step 2



- Spray the solution on to the glass with the bottle.



### Step 3




- Wipe the solution on the door with the damp sponge.

### Step 4





- Let the solution sit on the door for several minutes.

## Step 5



- Keep applying the solution as it dries.
- Keep the door wet for at least 5 minutes.

## Step 6



- Rinse the solution off the door with warm water.

**i** If the results are not satisfactory, try adding more vinegar to the solution and go back to step 1.

Congratulations! You now have a sparkling clean glass shower door!