




Little Wonder GX270 Honda Maximum Output Blower Deflector Knob Replacement

How to replace the deflector knob on a Little Wonder GX270 Maximum Output Blower.

Written By: Sam Omiotek



INTRODUCTION



Follow this guide to replace the deflector knob on a Little Wonder GX270 Maximum Output Blower.




PARTS:

- [Little Wonder Knob-1/4 Female 4166195](#) (1)
-

Step 1 — Safety precautions




 Before you begin, ensure that the engine is off and cool to the touch.

Step 2




- Locate the gas cutoff valve and flip the switch to the left to shut it.

Step 3



- Grab the plastic housing at the end of the spark plug wire.
- Pull firmly to disconnect the wire from the spark plug.

Step 4 — Remove the deflector knob



- Turn the deflector knob counterclockwise to unscrew and remove it.

To reassemble your device, follow these instructions in reverse order.