




How to access hidden settings on RCA RT2806

The hidden menu on the RT2806 can change...


Written By: Bobrobot1



INTRODUCTION

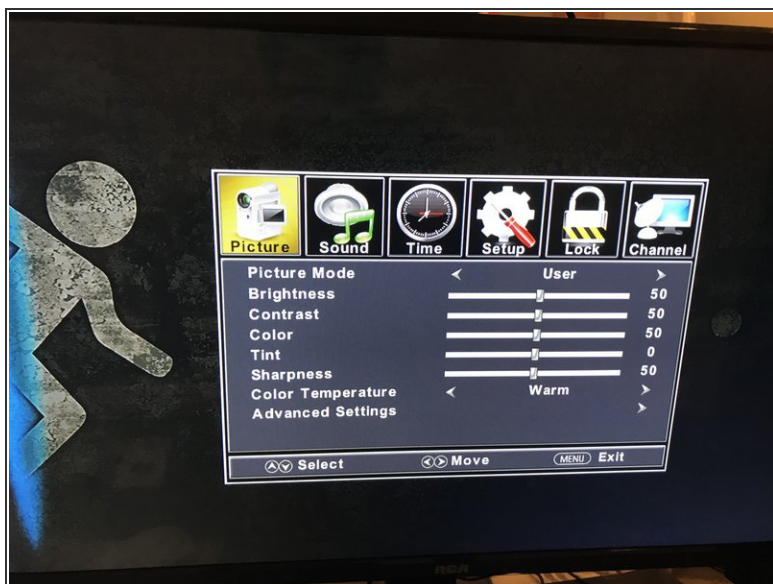
The hidden menu on the RT2806 can change settings like the logo shown on startup. You can access it with a sequence of key presses on your remote.

Step 1 — Power



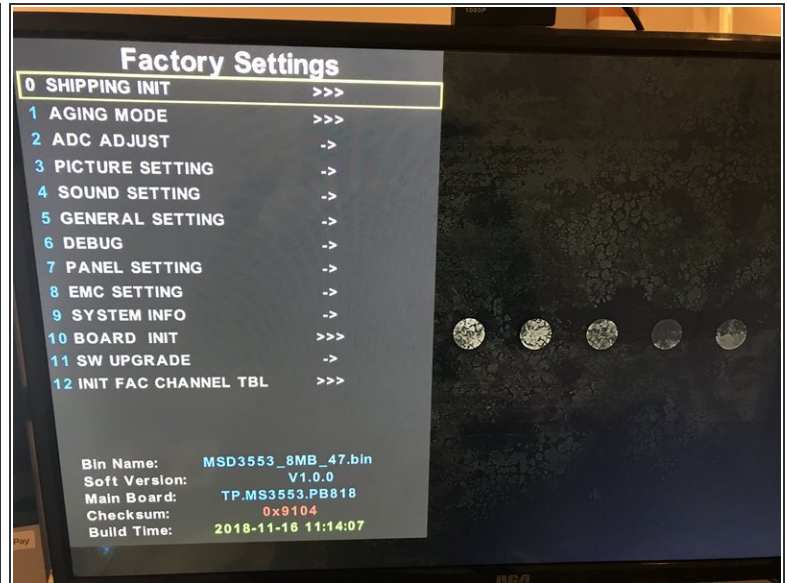
- Turn on your TV

Step 2 — Open the Menu



- Open the menu, by pressing the menu button on the remote

Step 3 — NumPad Shortcut



- Press the following buttons quickly after opening the menu:
 - 1-1-4-7
 - This is a column of numbers on your NumPad
- If it doesn't work, do it more quickly after opening the menu, and check your TV model number.

To close the new menu, press EXIT