




Dell Inspiron 1501 Battery Replacement

How to replace a Dell Inspiron 1501 battery.



Written By: Don Dao



INTRODUCTION

This guide will teach you how to remove the battery from your laptop.

Step 1 — Battery



- Place the laptop facedown with the battery facing you.
- Push the switch above the battery to the right and hold it in that position.
- Lift the battery using the grip on the top and remove it from its socket.

To reassemble your device, follow these instructions in reverse order.